

# Alcohol Use in the Hemisphere and the COVID-19 context:

## Data from the Report on Drug Use in the Americas 2019



OAS | CICAD





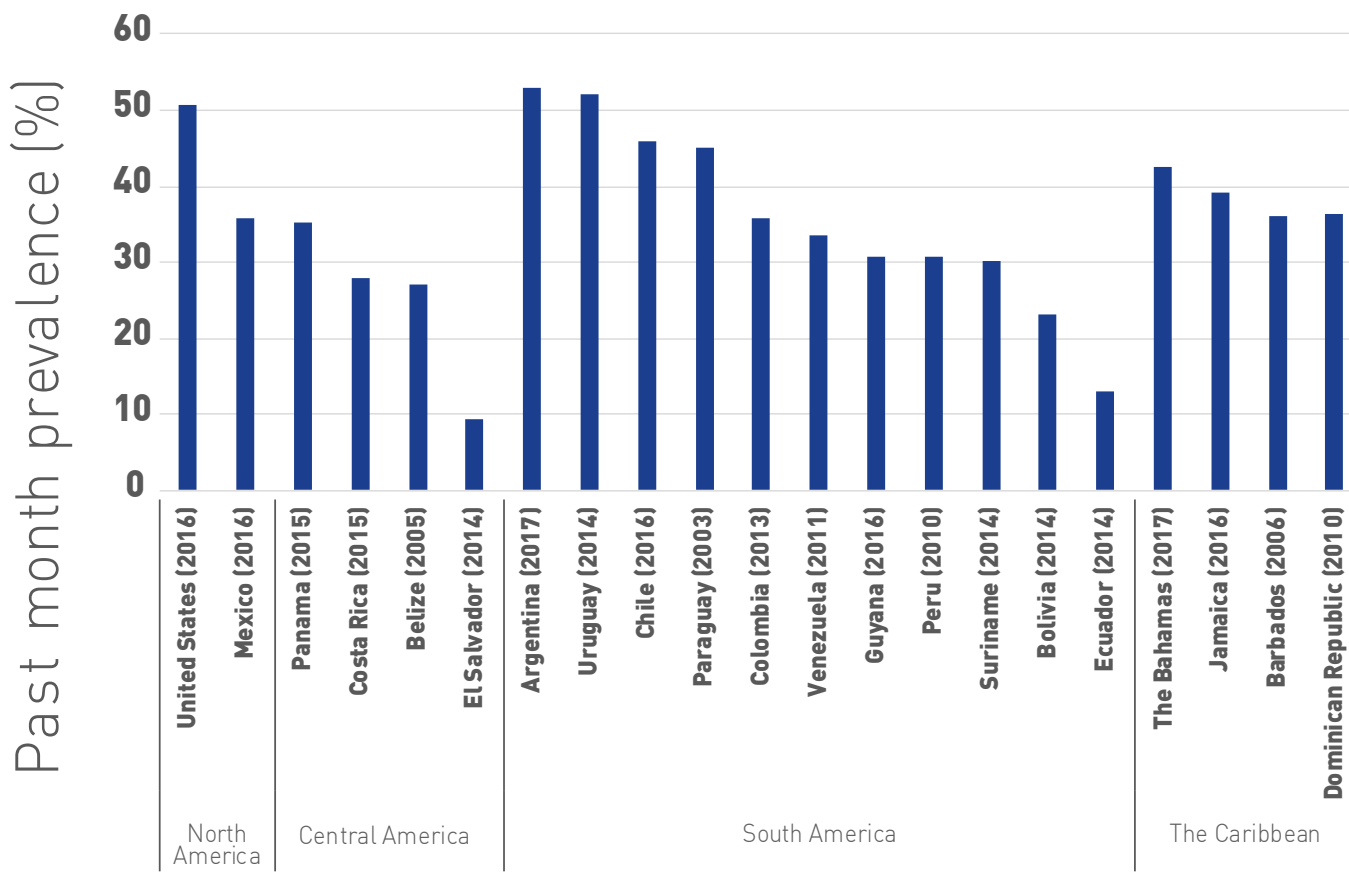
## Four main areas relevant to hemispheric drug policy

- ***Trends in use – secondary schools.***
  - Alcohol use in the past 30 days in decline or stable in most countries.
  - Binge drinking as a proportion of past month use remains the same
- ***Use by sex.***
  - *Similar rates among males and females*
- ***Early onset of drug use.***
  - 8<sup>th</sup> grade use has not declined*
- ***Need to slow rates of new use among youth and age of onset.***



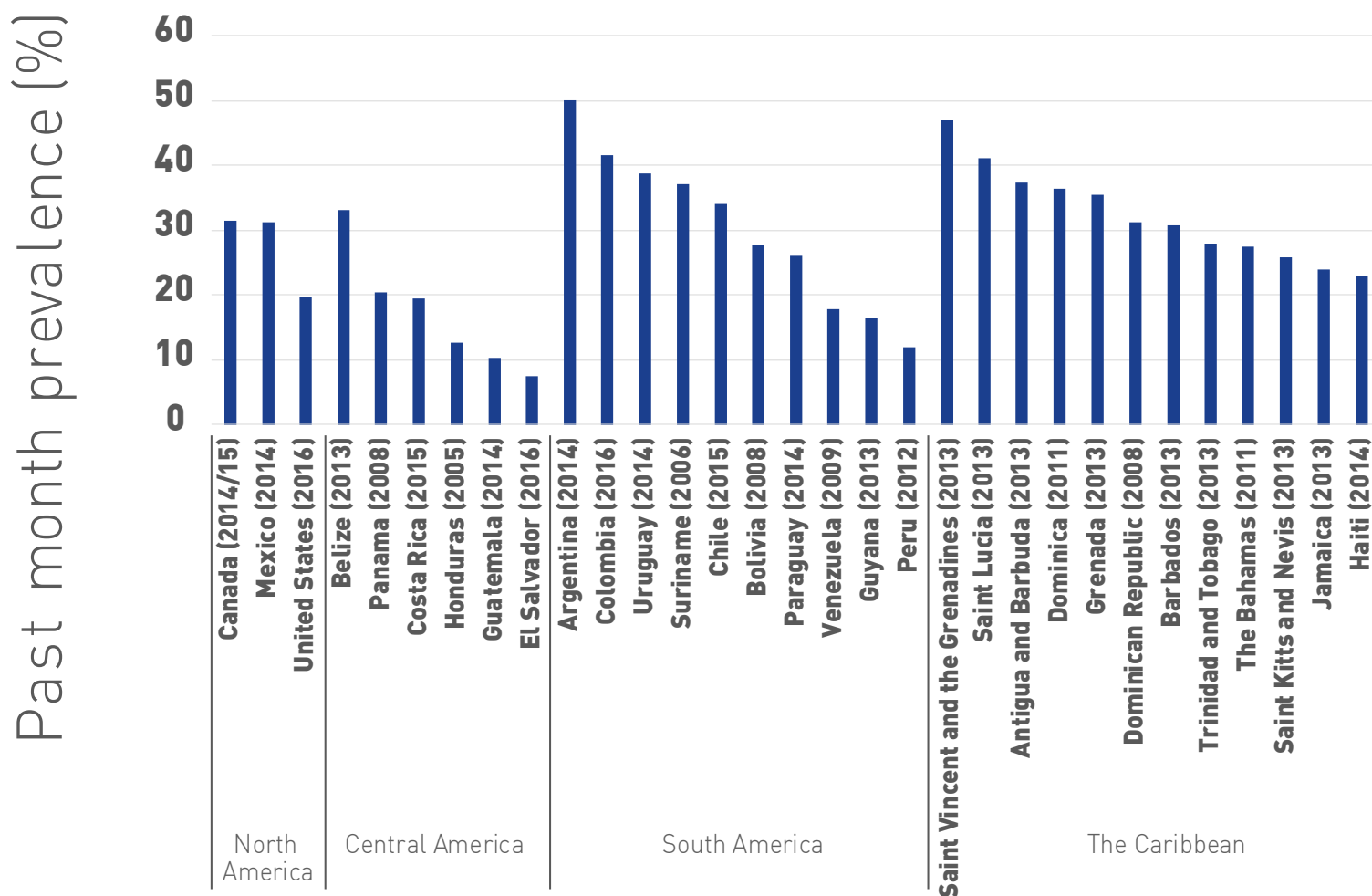
# Graph 1.1

## Past month prevalence of alcohol use in the general population, by country, sorted by subregion



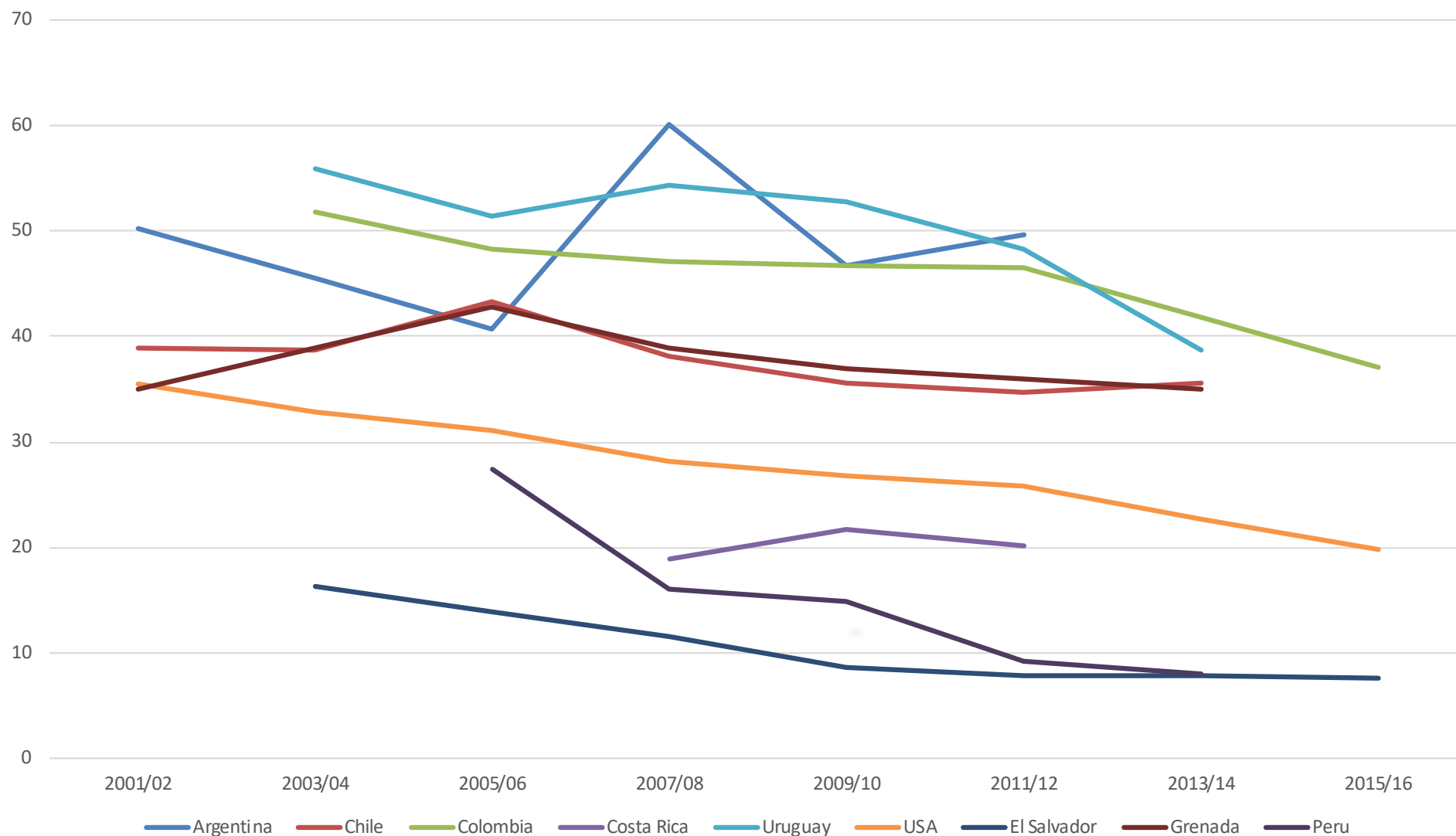


## Past month prevalence of alcohol use among secondary school students, by country, sorted by subregion

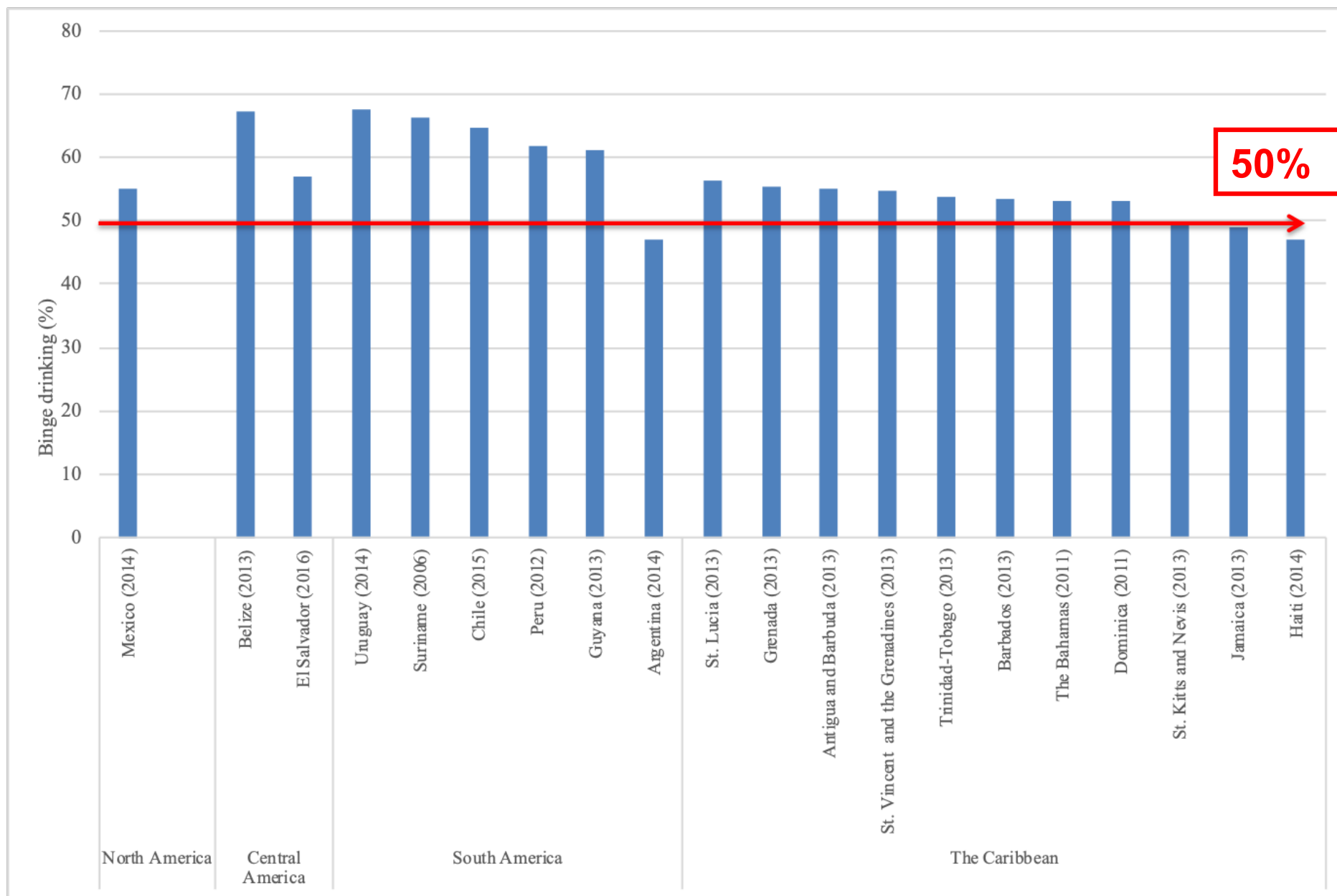




# Past month prevalence of alcohol use among secondary school students

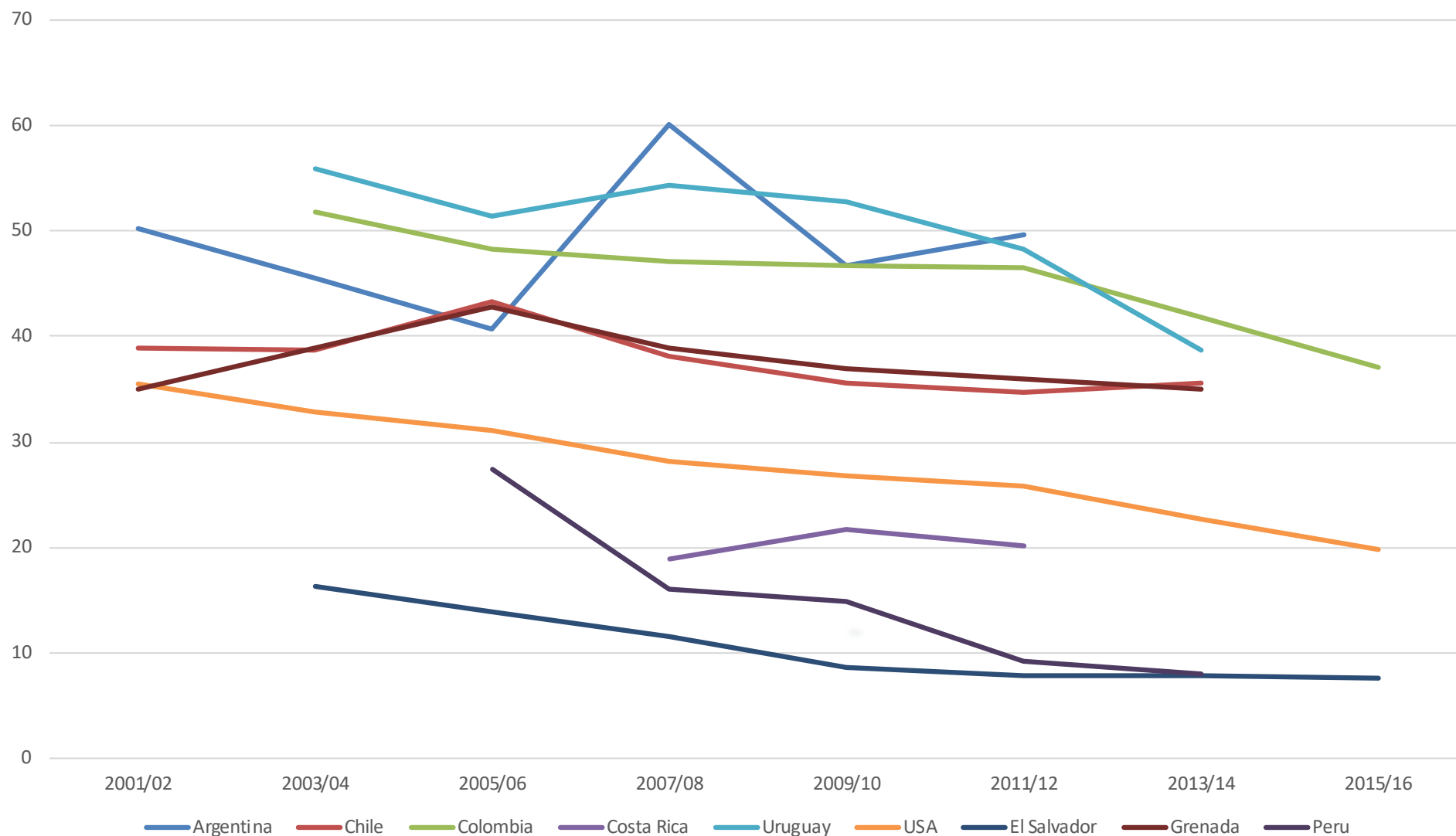


# Proportion of *binge drinking* secondary school students who used alcohol during the past month, by country and subregion





# Past month prevalence of alcohol use among secondary school students



# Context of COVID-19



OAS | More rights  
for more people

- What is the impact of isolation on alcohol use?
- Are there greater health risks associated with COVID-19? for people who drink?
- What is the mental health impact on substance users and society in general?
- How does access to treatment change as a result of COVID-19?
- What are the best practices for controlling alcohol use while isolated at home?



# Monitoring is important



OAS | More rights  
for more people

- Responses to these questions should be based on valid, reliable, scientific evidence.
  - COVID-19 serves to remind us of the importance of science as a tool to fight disease and of the role of active and ongoing public health monitoring.
- Countries that collect and maintain basic public health data regularly are in a better position to analyze variables associated with COVID-19 that affect patient outcomes.

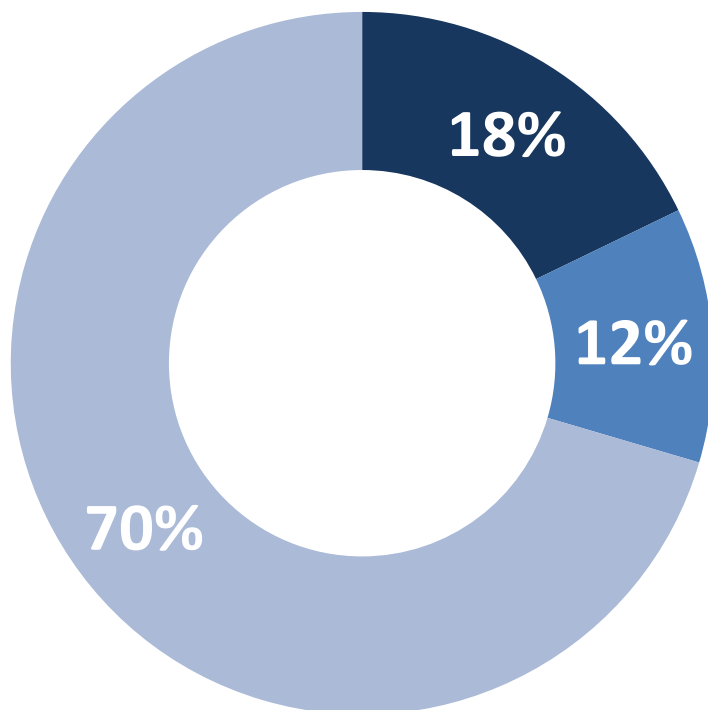
# Change in consumption of alcohol



OAS | More rights



Canadian Centre on Substance Use and Addiction



■ Increased   ■ Decreased   ■ Remained the same

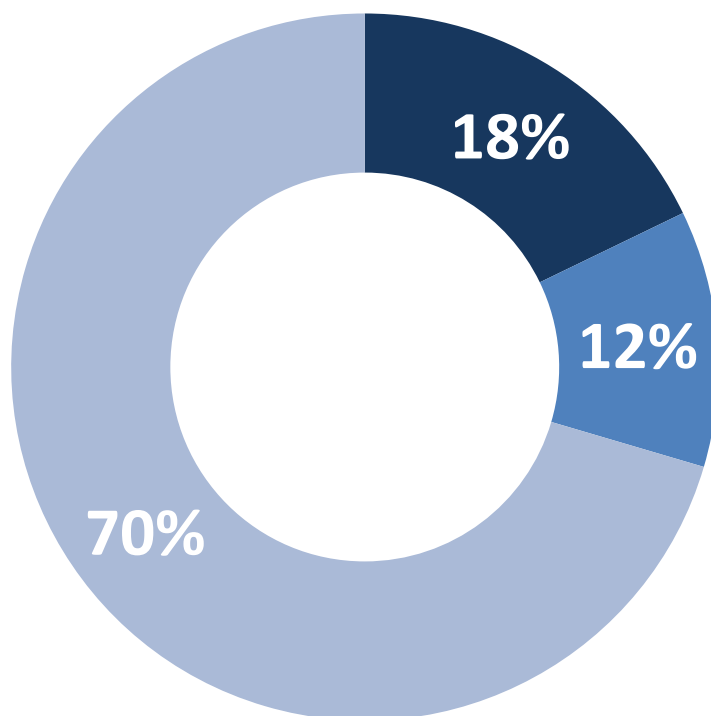
	Remained the same
Atlantic (n=86)	67.1%
Quebec (n=235)	69.6%
Ontario (n=326)	69.0%
Prairies (n=182)	74.6%
British Columbia (n=143)	71.8%
Male (n=490)	66.3%
Female (n=482)	74.3%
18 to 34 (n=205)	66.6%
35 to 54 (n=435)	63.8%
55 plus (n=332)	78.9%

\*Weighted to the true population proportion.  
\*Charts may not add up to 100 due to rounding.

**QUESTION – [IF STAYING HOME MORE DUE TO CORONAVIRUS/COVID-19] Since you have been home more, has your alcohol consumption increased, decreased or stayed the same?**

- Fonte: Nanos Research, Desenho randomizado, hibrido, por telephone e online. Do 30 de Março ao 2 de Abril

# Change in consumption of alcohol



■ Increased ■ Decreased ■ Remained the same

	Remained the same
Atlantic (n=86)	67.1%
Quebec (n=235)	69.6%
Ontario (n=326)	69.0%
Prairies (n=182)	74.6%
British Columbia (n=143)	71.8%
Male (n=490)	66.3%
Female (n=482)	74.3%
18 to 34 (n=205)	66.6%
35 to 54 (n=435)	63.8%
55 plus (n=332)	78.9%

\*Weighted to the true population proportion.  
\*Charts may not add up to 100 due to rounding.

**QUESTION** – [IF STAYING HOME MORE DUE TO CORONAVIRUS/COVID-19] Since you have been home more, has your alcohol consumption increased, decreased or stayed the same?

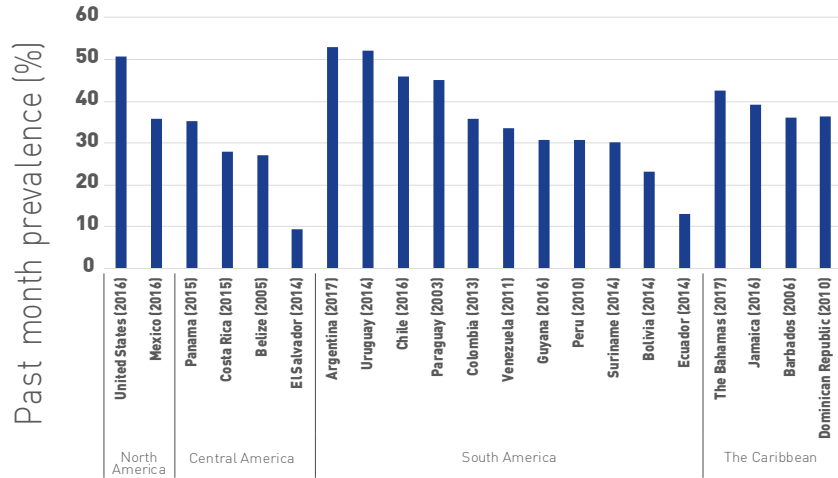


- The majority of data that researchers could use to examine the relationship between substance use and increased risk of contracting COVID-19 or of complications due to COVID-19 can be found in hospitalization and clinical data.
  - Systematic reviews of existing clinical data
- Consider studies to follow patients post COVID-19
- Monitoring vulnerable populations

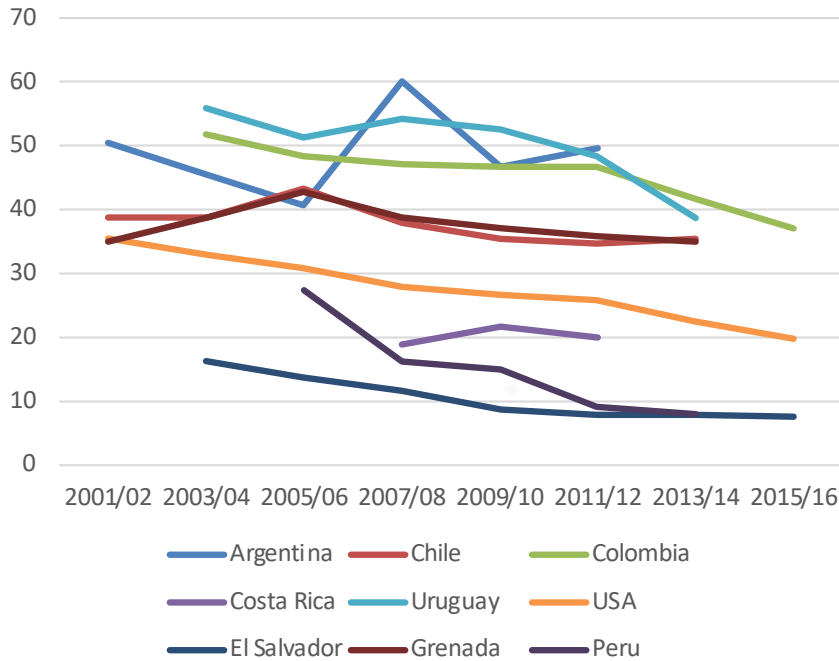
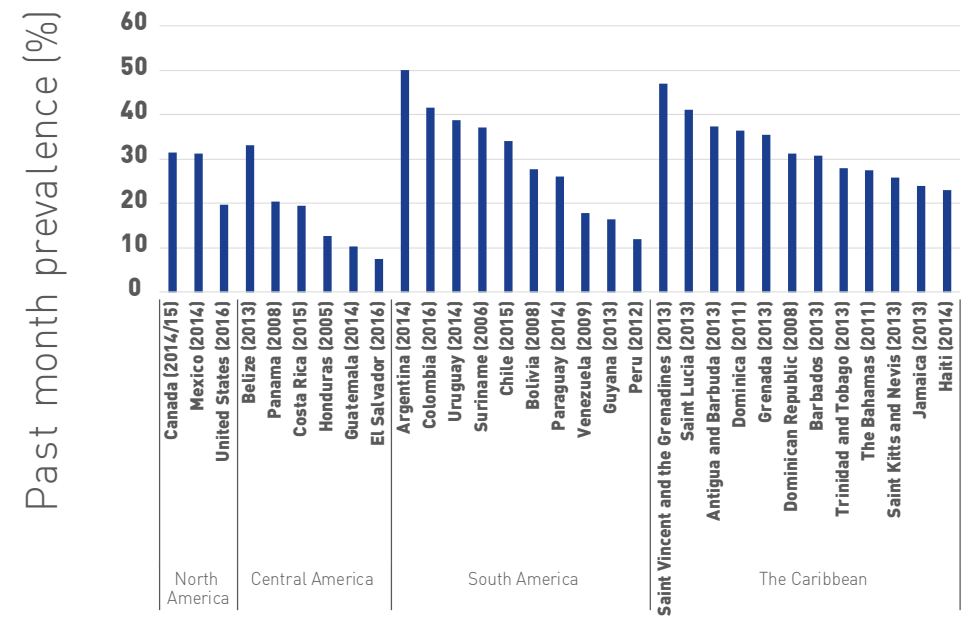


Graph 1.1

Past month prevalence of alcohol use in the general population, by country, sorted by subregion



Past month prevalence of alcohol use among secondary school students, by country, sorted by subregion



---

## Marya Hynes

- Inter-American Observatory on Drugs (OID)
  - Inter-American Drug Abuse Control Commission (CICAD)
  - [mhynes@oas.org](mailto:mhynes@oas.org)
- 



**OAS** | More rights  
for more people

12/6/20